



# “Owyhee Gem”



## Owyhee Gem & Mineral Society

P . O . B O X 1 0 5 3 C A L D W E L L , I D A H O 8 3 6 0 5 - 1 0 5 3

### BOARD OF DIRECTORS

**PRESIDENT:** Willa Renken  
362-3941, Wlr\_dkr@msn.com

**VICE-PRESIDENT:** Jim Hopkins  
466-8817, 16654JRHopkins@q.com

**SECRETARY:** Debbie Lawrence  
869-7585, dlaw5@earthlink.net

**TREASURER:** Janie Ehlers  
674-1213, ddehlers@fmtc.com

**FEDERATION DIRECTOR:** Ed Moser  
340-8060, edmoser15@gmail.com

**FIELD TRIP CHAIRMAN:** Ithel Kildow  
455-7960, ithelk@gmail.com

**ASSISTANT:** David Schmidt  
408-489-3996  
twooldcoots.clubs@yahoo.com

**SHOW CHAIRMAN:** Susan Beattie  
466-6184

**ASST. SHOW CHAIRMAN:**  
Darell Ehlers 674-1213,  
ddehlers@fmtc.com

**BULLETIN EDITOR:** Denise Stringer  
283-1903, denisemstringer@gmail.com

**HISTORIAN:** Pauline Prather  
459-4139

**MEMBERSHIP:** Kathi Larson  
465-8083, redkatnthat@gmail.com

**ROAD CLEAN-UP:** Larry Beattie  
466-6184, lbeattiejr@aol.com

**SUNSHINE:** Jewels Haines  
760-331-3443, jewelsmalia@yahoo.com

**WEBMASTER:** Brad Larson  
ogms.webmaster@gmail.com

### August President's Message

Hope this finds you all well and finding many wonderful rocks on your trips over the summer. We have had quite the hot weather but it looks like it may be a bit cooler making rock hunting more of an option for any of your get out of town ideas.

This month's field trip will be to Wagon Town for wood and fossilized cattails. They will be meeting at the Gem Stop at 7:00am leaving at 7:30am. This is a fun trip and there are trees for some shade if the weather has turned hot again. Please remember with the hot weather there are many concerns such as hydration, flammable grasses, and of course the snakes so be sure to stay alert. We want you to have fun just be aware of your surroundings and if you are a smoker please be careful as the foliage is very dry. Take lots of water and a shovel as they can come in handy. Remember as you collect, that the silent auction table needs donations and this area is great for material.

Are you getting excited for the tumbling contest? I have heard that a number of you are turning in rock. Be sure to get your ticket and remember the more you turn in the more tickets you will receive. I think the prizes are very nice and everyone that participates has a chance to be the big winner.

We did very well at last month's auction and the Board would like to thank all of you who donated items and especially those who loosened their wallets as we sure had a lot of fun. Thanks again Ed for doing such a great job as our Auctioneer. You truly rock!!

(continued on next page)

(continued from previous page)



Susan is still looking for a chairman for the Wheel of Gems. If you would like to help oversee the people and the timeslots, please contact Susan and let her know. It is not a hard venue to oversee it just requires reminding folks of what time and when they had signed up to work. Our goal is to have all our chairmen in place well before Show time so we will be prepared and you will have a person you can talk to about what is required.



Jim has been providing us with some really nice programs and this month should be on metamorphic rocks. He assures us he has a backup plan if he can't get the DVD player to work. If you know of anybody who would be willing to come and do a presentation be sure to get ahold of Jim and he will coordinate it for us.

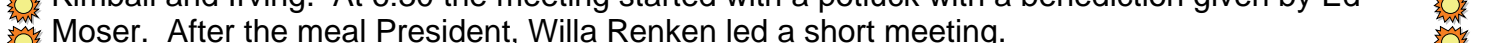
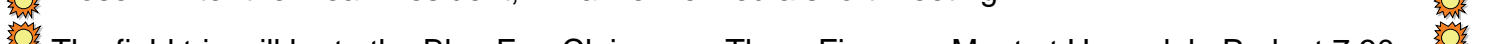
I think that covers it for any updates since we last met. Thanks again for all each and every one of you do in supporting our club. Your willingness to donate time and material furthers the ability of growth for all of us. It also makes us one of the larger clubs in Idaho and we wouldn't have near the fun we do without your support.

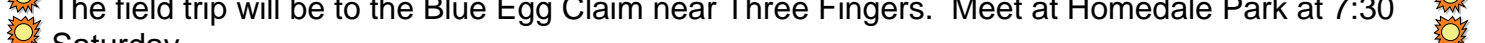

I look forward to seeing you all at the next meeting on Wednesday the 16<sup>th</sup> at 7:30pm in the Boone Science Bldg. Until then keep on rocking!

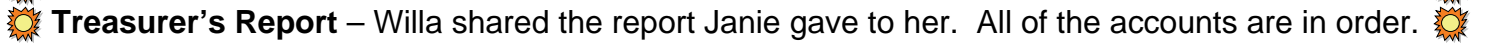

-Willa Renken OGMS President

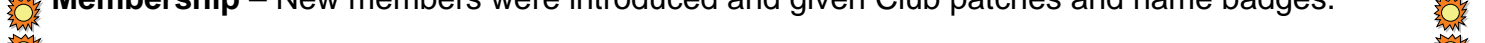

 **OWYHEE GEM & MINERAL SOCIETY GENERAL MEETING MINUTES** **July 20, 2016** 



 The General Meeting was held at The Memorial Park in Caldwell, located on the corners of Kimball and Irving. At 6:30 the meeting started with a potluck with a benediction given by Ed Moser. After the meal President, Willa Renken led a short meeting. 



 The field trip will be to the Blue Egg Claim near Three Fingers. Meet at Homedale Park at 7:30 Saturday. 

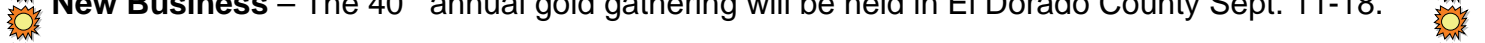
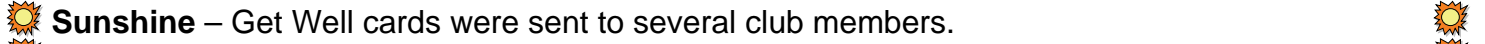
 **Treasurer's Report** – Willa shared the report Janie gave to her. All of the accounts are in order. 



 **Membership** – New members were introduced and given Club patches and name badges. 

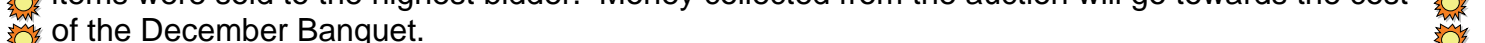

 **Secretary** – No report. 



 **Federation Chair** – Ed will be going to Albany, Oregon the end of July. He will drop off the collected stamps and attend the Federation meeting. There are no items to be voted on at the meeting this year. 

 **New Business** – The 40<sup>th</sup> annual gold gathering will be held in El Dorado County Sept. 11-18. 

 **Sunshine** – Get Well cards were sent to several club members. 

 After the short meeting, Ed Moser did a fantastic job as the auctioneer for the evening. Donated items were sold to the highest bidder. Money collected from the auction will go towards the cost of the December Banquet. 

 Respectfully submitted - Debbie Lawrence, Secretary 



# Birthdays of the Month

- 2 David Couch
- 4 Erik Larson
- 6 Janet Huntley
- 6 Rosemary Peterson
- 6 Robert Powers
- 10 Alicia Sherer
- 11 Pamela Capener
- 13 Leon Farrar
- 13 James Jarrett
- 15 Bill Baker
- 15 Dixie Lair
- 15 James Shields
- 15 Patti White
- 18 Larry Beattie
- 18 Maria Price
- 19 Salma Lamansky
- 20 Kai Anderson
- 21 Sandy Clover
- 23 Scott Marrs
- 27 Daniel Britzius
- 28 Jim Hon
- 29 Ann Duncan
- 30 Helen Weber
- 31 Steve Kirkeby



## August Anniversaries

- 4 Larry & Susan Beattie
- 4 James & Kirsten Shields
- 8 Jim & Leta Collord
- 10 Gene & Freda Babbitt
- 14 Rick & Celeste Brose
- 16 Tom & Lillie Rogers
- 28 Chris & Myra Skidgel
- 30 Harry & Pat Erichson
- 30 Jim & Christie Rettinger
- 31 Dave & Cheryl Myers

### Newsletter Editor

Please let me know if I don't have your correct information, or if you are not on the lists above and should be.

If you would like just the email edition and not the mailed edition, let me know.

Email me at:  
denisemstringer@gmail.com

### Sunshine Report



Hi, I am Jewels Haines and I am your new Sunshine Chairman. If you hear of anyone needing a get well card or visit, please give me a call at 760-331-3443

-Jewels Haines, Sunshine Chairman  
jewelsmalia@yahoo.com



**Stone from Arizona**

Anderson Mine—Agate  
 Brenda—Agate & Jasper  
 Burro Creek—Pastelite & Agate

**Stone from Australia**

Noreena  
 Mookite

**Stone from Idaho & Oregon**

Owyhee Picture Jasper  
 Green Moss Agate  
 Tumbled Stones

Handmade Jewelry  
 Slabs & Rough  
 Hammers/Tools  
 Brazilian Agate  
 - Slabs and Rough

Located at the corner of US 95 & Homedale Road  
 26736 Homedale Road, Wilder, Idaho  
 By appointment only:  
 Phone (208) 861-8229 or Text: (208) 258-4250  
 rivervu1@msn.com

**STRINGER'S  
 GEM SHOP**

Idaho Opals  
 Picture Jaspers & Plume Agate  
 Rough Rock and Slabs  
 Bolos & Buckles  
 Bookends & Specimens  
 Tumblers & Equipment

**WHITE'S METAL DETECTORS**

**W.A. (Bill) Stringer**

1812 West Orchard  
 Nampa, Idaho 83651  
 1 Mile South of Karcher Mall  
**(208) 466-5169**  
 M-F 1:30-5:30 pm  
 Other Hours By Appointment

**Upcoming Events**

**Owyhee Gem & Mineral Society August Meeting**

**August 17, 2016—7:30 p.m.**

**Location:** College of Idaho, Boone Science Hall, Room 103

<b>August 13-14</b> Sat 9-5 Sun 10-5	Maplewood Rock and Gem Club 10th Annual Rock and Mineral Sale	<a href="#">Maplewood Rock and Gem Clubhouse</a> 8802 196 <sup>th</sup> St. SW Edmonds, WA	Bev Ryder 425 338 4184 <a href="mailto:FAMRYD@aol.com">FAMRYD@aol.com</a>
<b>Sept. 10-11</b> Sat 9-6 Sun 10-4	Clallam County Gem & Mineral Association Free Admission Check the website for updated information <a href="http://sequimrocks.com">sequimrocks.com</a>	<a href="#">Vern Burton Community Center</a> 308 East 4th Street Port Angeles, WA 98362	Jennie Bourassa 360 681 0372 or Kathy Schreiner 360 681 3811 PO Box 98, Sequim, WA 98382 <a href="http://SequimRocks.com">SequimRocks.com</a>
<b>Sept. 10-11</b> Sat 10-5 Sun 10-5	Marcus Whitman Gem & Mineral Society Annual Gem and Mineral Show Adults \$3.00 Children under 12 Free	<a href="#">Walla Walla County Fairgrounds Community Center Building</a> 363 Orchard St. Walla Walla, WA	Keith Bacus 509 529 1248 1829 Howard St. Walla Walla, WA 99362
<b>Sept. 17-18</b> Sat 10-5 Sun 10-4	Southern Washington Mineralogical Society 51 <sup>st</sup> Annual Show Free Admission	<a href="#">Castle Rock Fairgrounds</a> A Street & Cowlitz River Castle Rock, WA	Nicole Doiron 360 785 4417 <a href="mailto:raknad@q">raknad@q</a>

**OWYHEE GEM & MINERAL SOCIETY BOARD MEETING MINUTES****July 26, 2016**

The Board Meeting was held at the Caldwell Library and called to order by President Willa Renken at 7pm. Ed Moser made a motion to accept the minutes as printed in the newsletter; seconded by Susan Beattie, motion carried.

**Secretary:** There were two returned newsletters in the mailbox.

**Vice President:** There is a DVD planned for the next meeting about metamorphic rocks. Jim is working on a slide show for a future meeting.

**Treasurer:** No report

**Show Chairman:** Looking for volunteers to head the Wheel of Gems table. Susan is waiting for a deposit from one vendor, for next year. When it is received all vendor spaces will be filled.

**Federation Chairman:** The rock museum in Hillsborough, Oregon is looking for monetary donations. Ed will be attending the NWF Meeting in Albany, Oregon on July 29. He will be taking all of the donated stamps he has collected the past year.

**Membership:** Information collected from a potential new member was given to Jim. Jim made a motion to accept the new member; seconded by Ithel Kildow, motion carried.

**Field Trip Chairman:** Everyone found good material on the July field trip and the road had been recently maintained. The August field trip will be to Wagon Town for petrified wood and fossilized cattails. Meet at ION Station at 7am.

**Unfinished Business:** Claims Chairman Randy Whipple, discussed options for the Big Egg Claim excavation. The area around the claim needs some clean-up done and there are no fresh digs seen in the area. Excavation will start later in the year.

**New Business:** A bill was submitted for maintenance, grit and polish on the club owned rock tumblers.

Meeting adjourned 7:55. Respectfully submitted – Debbie Lawrence, Secretary

**Federation Director**

Thank you for all of your donated stamps. We had 48 lbs. of stamps that were taken to the NFMS Show will be held in Albany, Oregon July 29 – 31.

Bring your postage stamps to this month's meeting. Remember to **cut ½ inch all the way around the stamp**. The money raised will go to help support cancer research. Thank you all for this. It helps others and it might just help someone you know.

-Ed Moser, Federation Director  
340-8060, edmoser15@gmail.com



**Have You Visited our Club Website?**



Our awesome website has great information on it. There are some great pictures of our outings, and our newsletter is posted on it. Brad Larson, our Web Master, does a great job of keeping it up to date with all kinds of information like upcoming shows, field trip dates, times and much more.

<http://www.owyheerocks.com/>

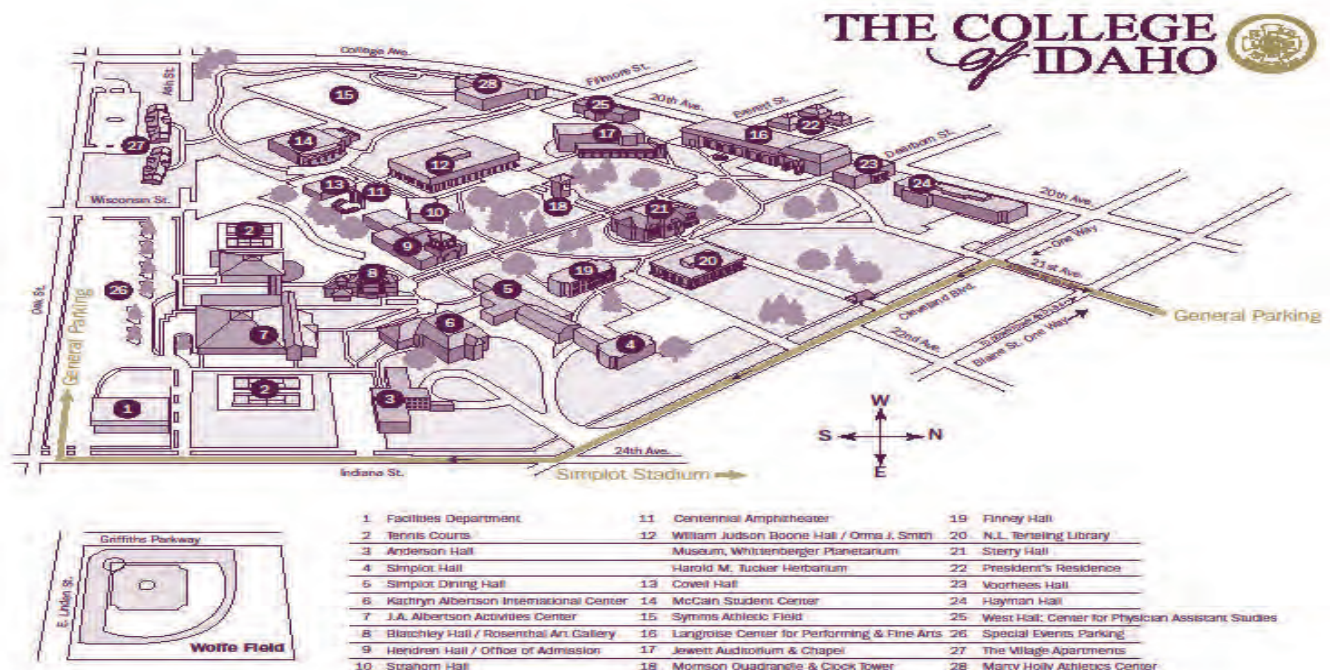
**The General Meetings are at the College of Idaho**

The August 17, 2016 general meeting will be in the Boone Science Hall at the College of Idaho, Room 103.

On the map below, the location is Building 12.

If you are heading SW on 20th Ave, you will take a left at Filmore St and go through the parking lot to the side entrance of the building.

See you there at 7:30 p.m.



### Owyhee Gem & Mineral Society August Field Trip

August 20, 2016

Wagon Town Petrified Wood



Wagon Town is around 30 miles from the ION Junction, outside of Marsing  
We'll meet at the gas station at the ION Junction at 7:00 a.m., leaving at 7:30 a.m.  
**It is a dig site, so bring tools.**

Attend the August meeting to learn more about this month's field trip or contact Ithel at the phone number below.

Useful items to bring: bucket/canvas bag, shovel, pick, rock hammer, small rakes, gloves, appropriate clothing, first aid kit, drinking water, lunch and snacks.

Generally a high-clearance vehicle and sometimes a 4WD or ATV is required.

**FIELD TRIP CHAIRMAN:**

Ithel Kildow, 208-455-7960, ithelk@gmail.com

**ASSISTANTS:**

David Schmidt, 408-489-3996, and Gene Alvey, 208-440-3067

*\*All field trips are subject to change depending on weather and road conditions.*

### 2016 Field Trip Schedule


Sept. 26: Grandview (Petrified Pinecones) or Haystack Butte

Oct. 22: Big Egg Claim



## How to Cut Opal Triplets —from Spencer Opal Mines

(Bill Stringer found this in his files and wanted to share with everyone.)



The following method for making opal triplets is the one used by us. Through your own experience you will develop some techniques of your own, but until that time we hope this will guide you.

1. After you have removed as much excess matrix as possible with a hammer, trim the remaining matrix away with a saw. If oil is used in sawing, be sure to clean your opal with alcohol or acetone.
2. The opal lies in bands or layers. Some nodules may have more than one band of fire so you must decide how you can get the most out of the piece you are working. If the bands are too close together to split with a fine saw blade, you will have to choose the brightest and most promising one. After you decide which band to work, saw parallel to the band. It is difficult at first to saw exactly parallel to the band, so don't try to saw right next to it. Leave approximately one-quarter of an inch matrix between where you saw and the layer of fire.
3. Using a 180 grit diamond ripple disc, begin lapping away the excess material from the fire band. Be careful to lap parallel to the fire band. Lap down until the fire begins to show. Make sure plenty of water is used during the lapping process to keep the opal cool.
4. When the fire begins to show, move to a 600 fine diamond lap and continue lapping until you are about half way into the layer of fire.
5. Dry the opal and clean it with alcohol. Next apply a coat of fracture sealer to the opal and leave it set under a lamp or in the oven at 150 degrees for 20 to 30 minutes.
6. Allow the stone to cool and wipe off the fracture sealer with a clean rag. Do not clean the fracture sealer off with acetone or alcohol. Now you are ready to glue the backing material on the opal.
7. We have found that the best backing material is basalt or basanite. It is good and solid and less expensive than most other materials. We do not recommend obsidian as it is too brittle and is also too transparent when cut thin. Mix the glue according to the manufacturer's directions. We like the Epoxy 330. Make sure the kind you use is a crystal clear type. If using a two-part epoxy, roll the two parts together slowly. If you mix it fast, air bubbles will develop.
8. Make sure the backing material has been cleaned with acetone or alcohol if it has been sawed in oil. Coat the opal with epoxy. If you hold it under a light and top it, you will be able to see any areas you may have missed. Place the opal on the backing and press down firmly. This will push any air bubbles out from under the opal.
9. After the glue has dried, saw parallel to the backing material allowing approximately one-quarter of an inch again between the backing and saw blade. After some practice, you will be able to saw closer than this.

(continued on next page)



### How to Cut Opal Triplets (continued from previous page)

10. Lap the excess opal away again using the ripple disc until the fire begins to show. Then finish lapping on the 600 fine disc. Lap as thin as possible. The opal should only be as thick as about two pieces of newspaper.
11. Make sure the start is dry and clean. Apply another coat of fracture sealer and heat as before. Allow to cool and wipe sealer off with a clean rag. At this time you will decide where to place the quartz caps if you are using the pre-cut kind. It is up to you now to decide what kind of stone you want. Some people like to make as big a stone as possible regardless of fractures, and others would rather make many small, but perfect stones. Of course, the perfect stones have the higher value.
12. When you have decided where to place the caps, mix the glue and coat the start with it. Again you can see any areas you may have missed by holding it up to a light and tipping it. Drop the caps straight down onto the start and press down firmly. If there are any air bubbles under the cap, they will look like bright silver spots. If air bubbles are present, remove the cap, apply a little more glue and replace the cap as before.
13. Now you are ready to finish your stones. If you have more than one cap on a start, saw them apart. Next, take a pocket knife and scrape all the excess glue away from the cap. This will help you to clearly distinguish the edge to the cap. Dip the stone on the cap. If you are using dop wax, make sure the edge of the cap is visible all the way around the stone. Some people dip their stones with epoxy. Trim as much of the backing away from the stone as possible. Start grinding on a 600 lap at about 15 to 20 degree angle so that you undercut the cap. With a little practice you will be able to trim just under the edge of the cap without touching it. This eliminates having to polish the cap. The backing should also be trimmed down to about one-sixteenth of an inch thick.
14. If you are not using the pre-cut caps, glue the slab of quartz on the start, mark out the size of stone you wish to make and cab just as you would a piece of quartz.


### Tips on Triplets

Many people ask us which is better to use...a high or low dome cap. We use whichever type does the most justice to the stone. A simple rule to follow is this:

Try placing both kinds of caps on the start while you have the fracture sealer on it. This will give you an idea of what the finished stone will look like. Hold the start at eye level and look through the side of the cap. If all you see on the high dome is clear quartz, then it is probably best to use a low dome. A high dome should pull the color into the top of the cap so the color is visible from all angles to be effective.

The backing material doesn't have to be black. A red material such as ruby jasper is very effective with some types of fire. Also, plain white opal can be used to give the triplet a "natural opal" look, but also the protection of the triplet. Quartz on both sides is very desirable for pendant mountings that may turn over when worn.

Always remember that one of the biggest enemies of a triplet is oil. Be sure to thoroughly clean each piece that may have come in contact with any. Don't forget that there is oil in your skin, too. Any piece you touch should be cleaned, also.



Owyhee Gem & Mineral Society  
PO Box 1053,  
Caldwell, ID 83605-1053

**Owyhee Gem and Mineral Society Purpose:**

To promote interest in the wonders of nature and in particular, rocks, gems, minerals, and fossils.  
To conduct field trips for exploration and collection.  
To encourage as wide a participation as possible in the “Rock Hound” hobby and the many activities that go along with it.

**MEMBERSHIP DUES:**

- Family** - \$20.00 per year
- Couples** - \$18.00 per year
- Singles** - \$12.00 per year
- Children (under 19)** - \$3.00 per year

The Owyhee Gem and Mineral Society was established in 1938 at the College of Idaho in Caldwell, Idaho.

**GENERAL MEETING:** The club meets the third Wednesday of each month at 7:30 P.M. in the Boone Science Hall at the College of Idaho, Room 103, except for the July picnic and the December holiday party. Field trips are scheduled once a month. Visitors are welcome at all these events!

Bring a friend—Wear your name tag— Bring an unidentified rock and we'll help you figure out what it is!

